



CYCLE FROM

# PENSHURST PLACE TO TONBRIDGE CASTLE



MAP AND GUIDE

Tonbridge and Malling Borough Council -  
[www.tmbc.gov.uk](http://www.tmbc.gov.uk) Tel 01732 844522

Penshurst Place and Gardens –  
[www.penshurstplace.com](http://www.penshurstplace.com) – Tel 01892 870307

Tonbridge Castle Tourist Information Office –  
[www.tonbridgecastle.org.uk](http://www.tonbridgecastle.org.uk) – Tel 01732 770929

National Cycle Network visit  
[www.nationalcyclenetwork.org.uk](http://www.nationalcyclenetwork.org.uk)  
Tel 0845 113 0065

Cycle Hire – Cycle-ops,  
148 High Street Tonbridge -  
[www.cycle-ops.co.uk](http://www.cycle-ops.co.uk) - Tel 01732 500533

Tonbridge Train Station -  
for train times call 08457 484950

Cycle code - Be seen and heard – Always give way to walkers and children – Use plenty of sunscreen – Carry water – Cycle Helmets are recommended. Warning – Part of the route crosses the Medway flood prevention scheme so care should be taken, particularly during winter months.

Parking – Tonbridge and Haysden Country Park car parks have 2m height restrictions barriers in place, which means that bicycles carried on roof racks will have to be removed before entry.

Tonbridge and Malling Borough Council -Leisure Services, Penshurst Place and Gardens - Ian Scott, Cartography - Tom Burslem, Cycle City Guides, Writer - Nick Cotton Photos - Mark Mercer and David Young, Design - Paul Baker, Project Management - David Young, Sustrans



Project part-financed by the European Union



CYCLE FROM

# TONBRIDGE CASTLE TO PENSHURST PLACE



MAP AND GUIDE



**Regional Cycle Route 12 between Tonbridge Castle and Penshurst Place offers an excellent, almost entirely traffic-free ride from the heart of Tonbridge alongside the River Medway, out into the countryside as far as the glorious buildings of Penshurst Place, some 5 miles to the west.**

This wonderful cycle ride takes you past playing fields on the edge of Tonbridge and into Haysden Country Park, running around the edge of Barden Lake with its wide variety of birdlife. Shortly after passing beneath the A21 you enter a delightful secret kingdom of lush broadleaf woodland carpeted with wildflowers in the spring and a delight in autumn as the colours change.

The one noticeable climb of the day comes between the bridge over the River Medway and Well Place Farm giving you wide-ranging views of the surrounding countryside and setting you up for a fine descent past two lakes to arrive at Penshurst Place, the finest and most complete example in England of 14th-century domestic architecture.

### **ROUTE INSTRUCTIONS – follow the blue Regional Cycle Route 12 road signs.**

From the entrance to Tonbridge Swimming Pool car park go to the far end of the overflow car park, keeping the rugby clubhouse to your left. Follow the cycle path around the edge of the playing fields, pass under a railway bridge and turn left at the T-junction of tracks to cross the bridge over the river. Shortly turn left again and pick up cycle route signs, re-crossing the river to emerge at Barden Lake.

Keeping the water to your right, turn left and follow the outer of two parallel tracks around the edge of Barden Lake. At the end of the lake turn left to go under a railway bridge then at the T-junction, with the car park to the right, turn left. At the next T-junction, at the end of the drive to Haysden Country Park, turn right. Follow this lane through the village of Lower Haysden, passing the pub.

Go under the A21, turn first right then first left onto a stone track passing through lovely broadleaf woodland. At the end of the track, at the T-junction with Ensfield Road, turn right, then 150 metres after crossing the bridge turn left at the route 12 sign and proceed onto the concrete track through the Penshurst Estate. Climb on this broad track and then descend past Well Place Farm towards the magnificent buildings of Penshurst Place.

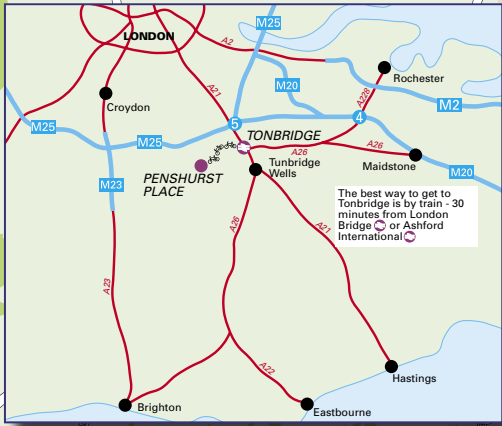
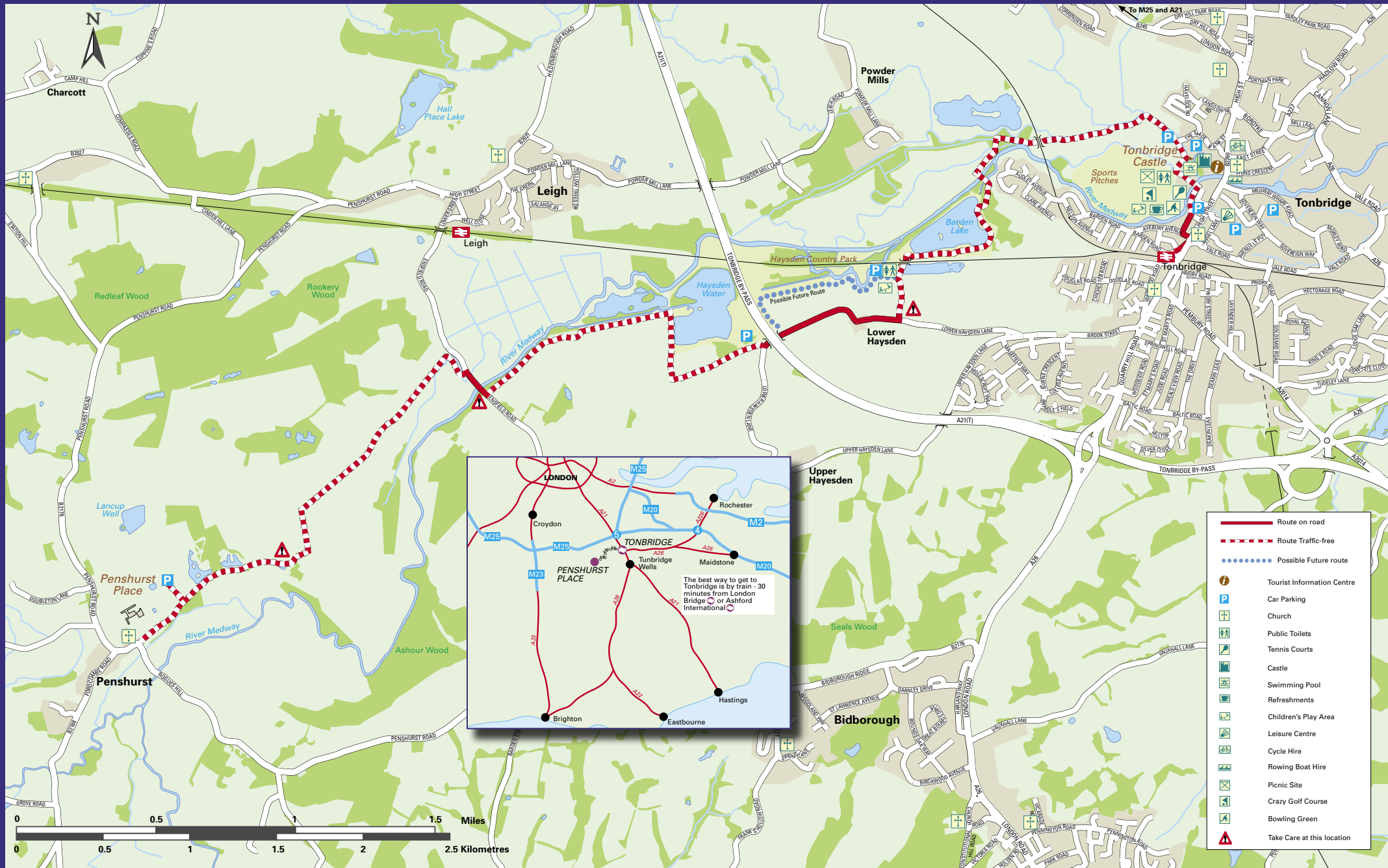





















**Tonbridge Castle** Reputedly England's finest example of a motte & bailey castle which dates back to mediaeval times. The 13th century gatehouse is well interpreted with an audio tour & dramatic interior lighting which makes for an enjoyable visit, whatever the weather.

**Penshurst Place and Gardens** - The Sidney family and their descendants have lived here for more than 450 years and Sir Philip Sidney - diplomat, courtier and poet - was born here in 1554.

**Haysden Country Park** – covers some 165 acres of woodland, meadow and open water and supports a wealth of wildlife throughout the year.





-  Route on road
-  Route Traffic-free
-  Possible Future route
-  Tourist Information Centre
-  Car Parking
-  Church
-  Public Toilets
-  Tennis Courts
-  Castle
-  Swimming Pool
-  Refreshments
-  Children's Play Area
-  Leisure Centre
-  Cycle Hire
-  Rowing Boat Hire
-  Picnic Site
-  Crazy Golf Course
-  Bowling Green
-  Take Care at this location